



ARMY PUBLIC SCHOOL MEERUT CANTT

SESSION: 2024-25

BALVATIKA

SUMMER ACTIVITIES

The holidays are finally here! It's
really fun to play with friends.



Design : Mr. Yogesh Kumar

Here's to the crazy ones
The mavericks. The rebels.
The troublemakers. The
round pegs in the
holes.
The ones who
cliffhanger
your mind!




HOLIDAY HOMEWORK

SESSION-2024-25
CLASS- LKG



Month of May brought long, hot days,
And now we have our summer holiday
Summer holidays mean no to school,
Waking up late with no set rule.
Little home work, easy to be done,
Lesser studies and lot's of fun.
Playing and talking and watching cartoon,
Fun continues till the end of June.
Beautiful time comes once in a year,
Summer holidays are best days ever.



Make your child more independent by teaching him/her various activities like:

- Learn how to wear shoes and socks.
- Arranging their toy shelf.
- Learn how to zip their school bag and dress.
- Laying the table, folding mats and clothes.
- Buttoning and unbuttoning the shirt.
- Help your child in learning how to open and close his/her water bottle & lunch box & school bag.
- Sorting and pairing household items.
E.g :- Help your mother in sorting and segregating the vegetables
- Segregating various sizes and colourful items for sequential knowledge.
- Remember the four magic words-Please, Sorry, Thank you & Excuse me.
- Wishing everyone-Good morning, Good afternoon, Good evening & Good night.
- Have a time together and talk to your child about what he/she likes and dislikes.
- Make your child to converse in English at home regularly.
- Make them practice these conversation questions as follows

Q.1 What is your name?

Ans. My name is _____

Q.2. How old are you?

Ans. I am 4 years old.

Q.3 In which class do you study?

Ans. I study in LKG class.

Q.4 What is your Father's name?

Ans. My Father's name is _____

Q.5 What is your Mother's name?

Ans. My Mother's name is _____

Q.6 In which school do you study?

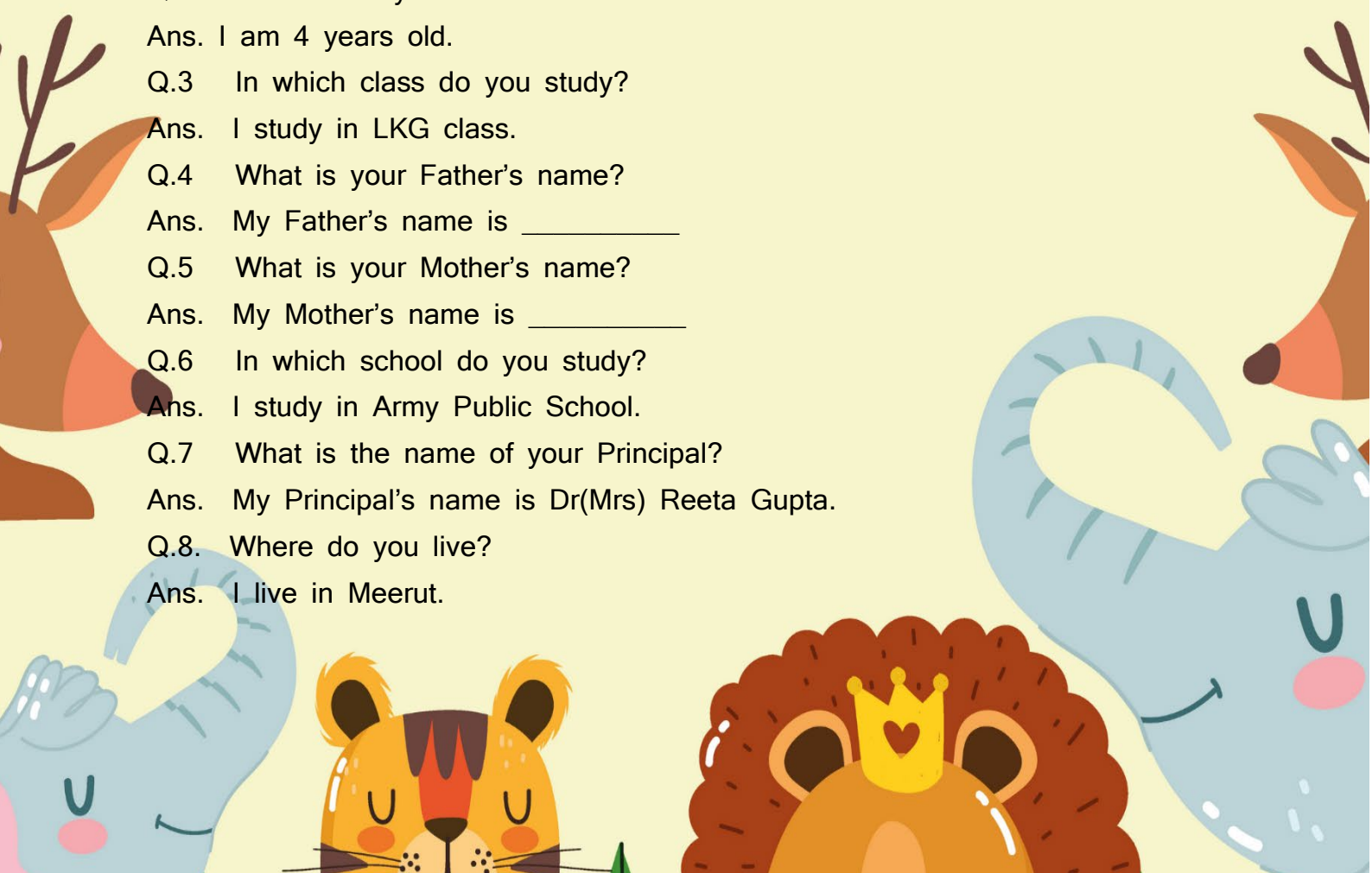

Ans. I study in Army Public School.

Q.7 What is the name of your Principal?

Ans. My Principal's name is Dr(Mrs) Reeta Gupta.

Q.8. Where do you live?

Ans. I live in Meerut.



KNOW YOUR SURROUNDINGS

(Care for Mother Earth)

1. Seed Germination -Help your child plant a seed 🌱 in a small pot/container and take care of it. Capture the picture and paste it in your three in one notebook.
2. Birds water feeder -keep a bowl 🥣 of fresh water in terraces, balconies & outside windows. Capture the pictures when birds🐦 come to drink water and paste the pictures in three in one notebook.
3. Visiting neighbourhood places - visit any 2 neighbourhood places,capture the pictures and paste it in your three in one notebook.

LET'S TAKE CARE OF OUR HEALTH

“Do simple exercise daily to keep yourself fit and healthy” (Paste 2 pictures of yourself in 3 in 1 notebook)

GET CREATIVE

Help your child to make different shapes like - circle ,square,triangle & rectangle with colour paper and make a beautiful house. (3 in 1 notebook)

*As it is a long summer break for you, so you are being given a small quantum of practice work to keep you linked with the school curriculum.

***All the written work should be done in three in one notebook only.**



***Take out the print/ draw of all worksheet and paste it in 3 in 1 Notebook.**

ENGLISH


Written: Capital letters A to Z (2 times)
Small letters i , l , t (1 page each)
Do page number 21, 22, 29, 30, 49 and 50 in your English textbook

Oral : Cobbler-cobbler [Link: https://www.youtube.com/watch?v=8VX2K36jW2c](https://www.youtube.com/watch?v=8VX2K36jW2c)
God bless all those [Link: https://youtu.be/6ZuXckq9GDs?si=Zym2q-bmNcTmQvHk](https://youtu.be/6ZuXckq9GDs?si=Zym2q-bmNcTmQvHk)

Prayer: Thank You God [Link: https://www.youtube.com/watch?v=HBZU4ny_5I](https://www.youtube.com/watch?v=HBZU4ny_5I)




Write the First Letter of the Given Picture





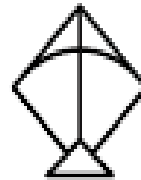








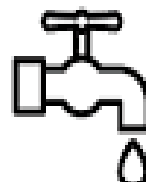

















Big and Small

Draw a line from the big animal to the small animal:



Count and Tally


Draw tally marks to count the pictures and write the number.

1) 		
2) 		
3) 		
4) 		
5) 		
6) 		


Count the number of objects in the box and match them to their corresponding number.



12




9



8



4



6

Written: Write counting from 1-14(2times)

Do page number 17,18,28,29,30,31,35,36,42,43 and 44 in your maths text book.

Oral: learn Counting from 1-14.

EVS

1. Complete page no.1 in EVS book.

2. Learn Myself

- My name is_____
- I am a boy/girl.
- I am ____ years old.
- I study in LKG class.
- The name of my school is Army Public School.
- The name of my class teacher is Mrs Vinita Gurung.
- The name of my Principal is Dr (Mrs)Reeta Gupta

3. Learn 'My body parts' from pg no.2 of EVS book.

4. Learn 'My house' (page no.4,5,6)

5. Learn 'My neighbourhood' page no.7,8,9,10,11)

हिन्दी

चित्र पहचानें और स्वर से मिलायें



ऐ

ओ

ई



औ

आ











इ

उ

चित्र पढ़ाई और स्वर लिखिए



1



Written: स्वर - अ से अ:(2times)

व्यंजन - प , ष (2 page each)

(Page no. 7 to 13, 27 to 30 and 69)

Oral: प्रार्थना, सब्जीवाला, हाथी राजा

(Learn rhymes)

<https://youtu.be/YGWm2bhFwYQ?feature=shared>





NOTE- Homework is the part of 1st term assessment, so parents are requested to help their ward to practice & learn the given work.

TAKE CARE
STAY SAFE

